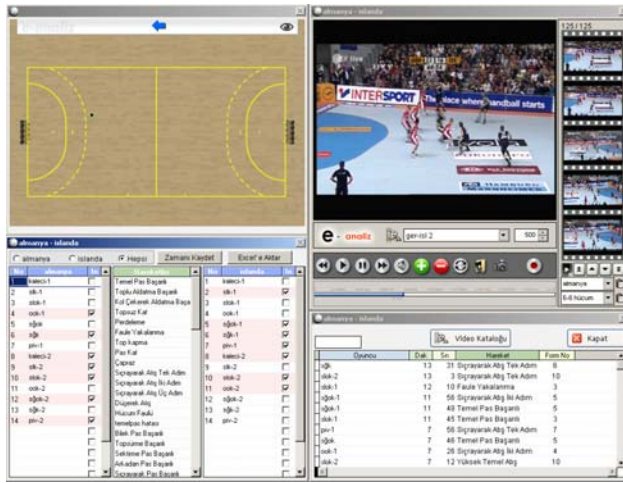
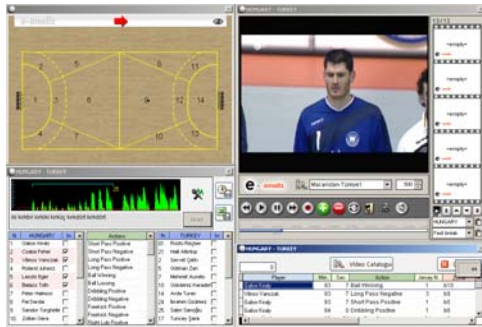


We finally finished to adapt our high technology product analysis software, which enhanced in populer sport branches like handball.




It is possible to extract the sets and making individual analysis concurrently with e-analiz handball. To extract the sets, video of the match is opened. The beginning of the match is marked with the "red pointed button" during the match watching. At the end of the match, if this is a walloping set for you, you can record this set with "green button with white + symbol". Name of the set and team of the set can easily determined for every recorded set. Breaks or the stopped moments of the game can be passed quickly with "quick move forward" button. When the relevant video is finished, you can open the other video and continue to analyse. With this way, more than one match analysis can be done under the same title easily. Shortly, because of method has

a mark-pass reason, time of the analysis is reduced appreciably. Other than the sets, on the field where action is happened, individual analysis is done easily by registering player and action names. After that if it is wanted you can glance the statistic results with watching displays. For example when a player's or team's losing ball positions are wanted, both points on the field and displays of this statistic can be obtained.



**Would you like to make analysis by talking to the microphone?**

Hentbol exists among the Espor products which are integrated with the speech recognition technology. Now it is possible to make analysis only by talking. No need to scramble with the keyboard or Mouse. It will be enough to put your headphone and tell the actions of the game. With this optional presented feature time of making analysis become very shorter. In this way it is very easy to make analysis during the match.



One of the most important feature that allocates e-analiz from the other softwares is to be opened another window during marking individual statistics. With this special window, ending location of the pitch and ending conformation information is being entered. This provides to represent 3 dimensional modelling of the location of the pitches and amassed area of the pitches when the pitches are selected from evaluation screen.

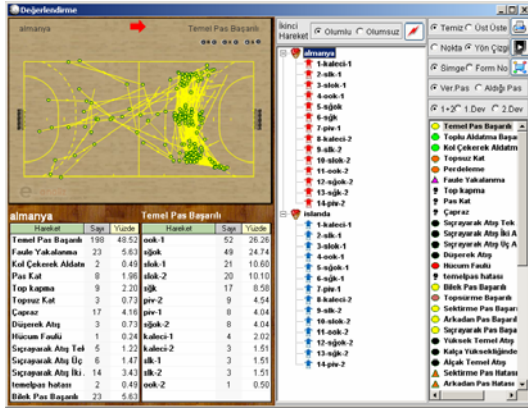


It is very cheery process to line up sets and prepare meetings by using e-analiz. If it is wanted extracted sets in mixed ordinal can be easily lined up in alphabetic ordinal. And if you prefer, you can easily determine that which set will shown in which rank manually. This provides to user having initiative to play the sets in wanted order. After providing the wanted ordinal, worthless sets (lines) can be taken out from the projection list.

So, wanted sets can easily picked and selected with that method. After this ranking and picking process you can name this projection list and provide it to be

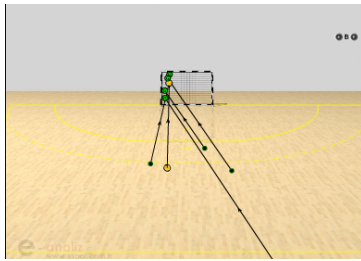
perpetual. You can prepare many projection lists and you can choose them during the meeting and get them into the displays immediately. In this way when meeting quality accrues on the other hand time reduced and concentration loss prevented. It is possible to stop the game and make drawings on the display by using "Mouse". This makes an important contribution to coach's conspicuousness and wealth

of expression. Other than the qualities we mentioned above slow motion feature also provides to watch positions detailed.

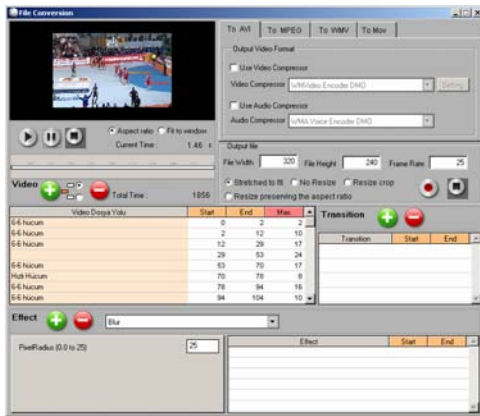


With e-analiz, examining the individual statistic results is easy very effective on players. Seeing wanted criterias of team or player on the field and bringing them into the display provides convenience to the trainer. e-analiz provides to remember elude observation details in the match and use these displays for the education of the players. Thus e-analiz provides to follow the raising quality. It is very easy to keep statistic records in many criteria such as assists to pitches and screened these statistic displays consecutively. It can be reached displays of player or team in wanted ordinal from the statistic results and you can record these displays in wanted format. You can bring a player's actions into the display, you can record-for example in VCD format- these displays

and you can give it to the player. Not only sets but you can also bring the displays of the rival team's players.



We mentioned about how to record multitude area of the pitches. In the evaluation screen when a pitch type is selected, it can be seen the beginning area and ending area of the pitches. This information is very important for the team defence. You can reach all these information with e-analiz by clicking mouse. You can easily watch these pitches consecutively.



You can easily record with assembling individual statistics, sets and projection lists by using e-analiz. It is very easy to record projection lists and sets that are extracted irrespectively from the display format as a video file with e-analiz. In that way you can prepare dvds and vcdd for distributing to the players. You can also put transition pictures at the beginning and in the spaces, you can make the video decipherable. And you can make professional designs by using transition effects and other visual effects, you can prepare top level quality visually video clips, determine in which format the video will recorded. For example to disseminate in internet wmv format or to distribute to the players dvd format can be used.

With e-analiz known video types like Quick Time, MOV, DIVX, AVI, WMV, MPEG1, MPEG, VCD-PAL, VCD-N TSC, SVCD-PAL, SVCD-NTCS, DVD-PAL, DVD-NTSC are some of them. This means dvd displays which are used a lot in handball can copy into the computer and using immediately. There isn't any necessity like turning displays in to the Mpeg1. If your display source is one of the above, you can start analysis immediately. With e-analiz time is the most important gain.

**Don't hesitate to contact with us for detailed information.**

**Our contact addresses are:**

**info@espor.com.tr**